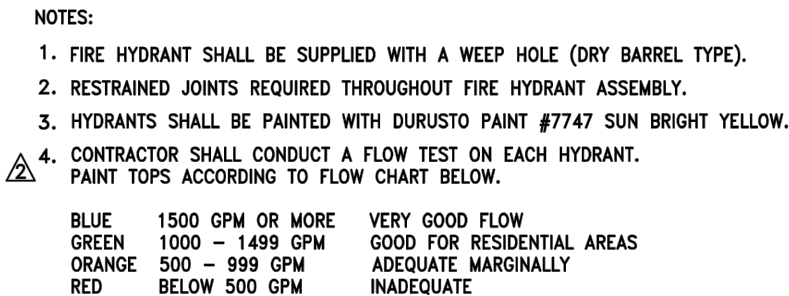
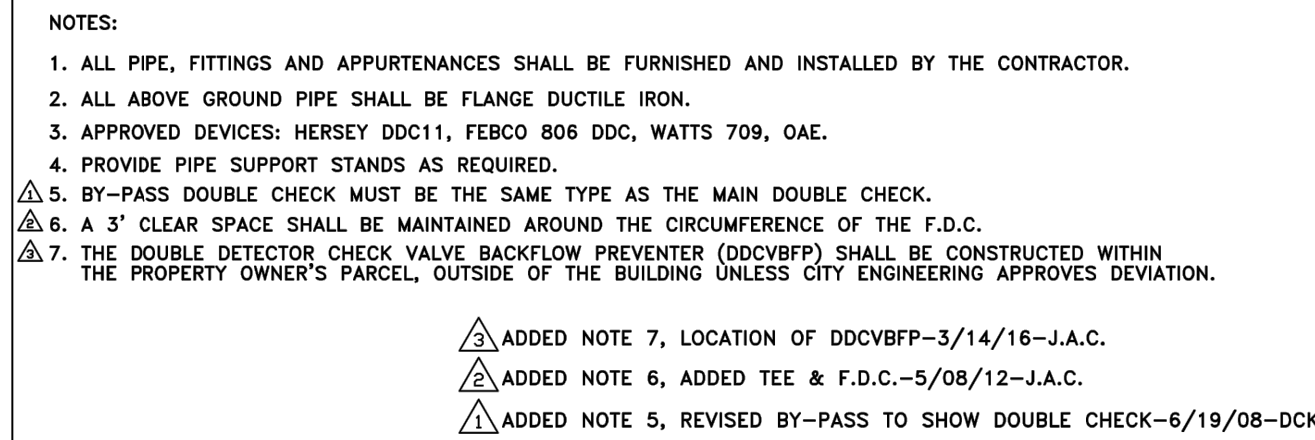


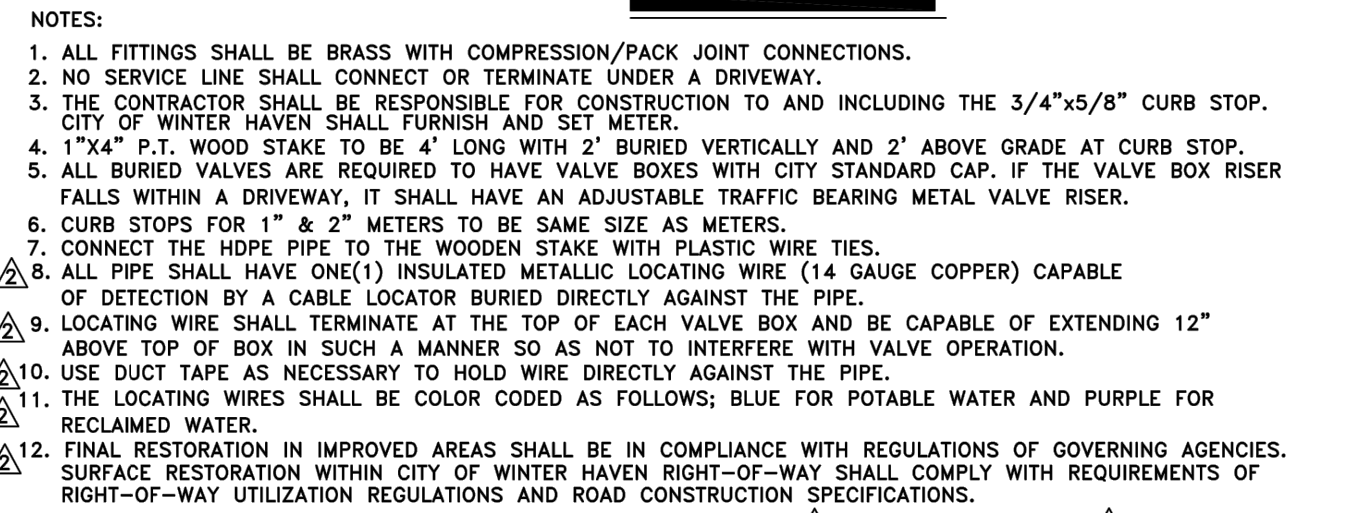
WINTER HAVEN STANDARD DETAIL	WATER SUPPLY CONNECTION	DWG: W101 DATE: JUNE, 2007
---------------------------------	-------------------------	-------------------------------



WINTER HAVEN STANDARD DETAIL	FIRE HYDRANT ASSEMBLY	DWG: W102 DATE: JUNE, 2007
---------------------------------	--------------------------	-------------------------------



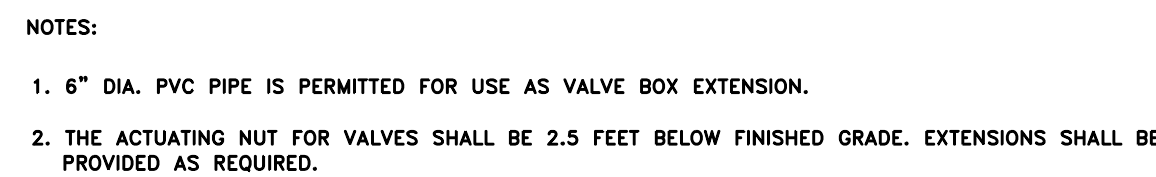
WINTER HAVEN STANDARD DETAIL	FIRE LINE ASSEMBLY	DWG: W103 DATE: JUNE, 2007
---------------------------------	--------------------	-------------------------------



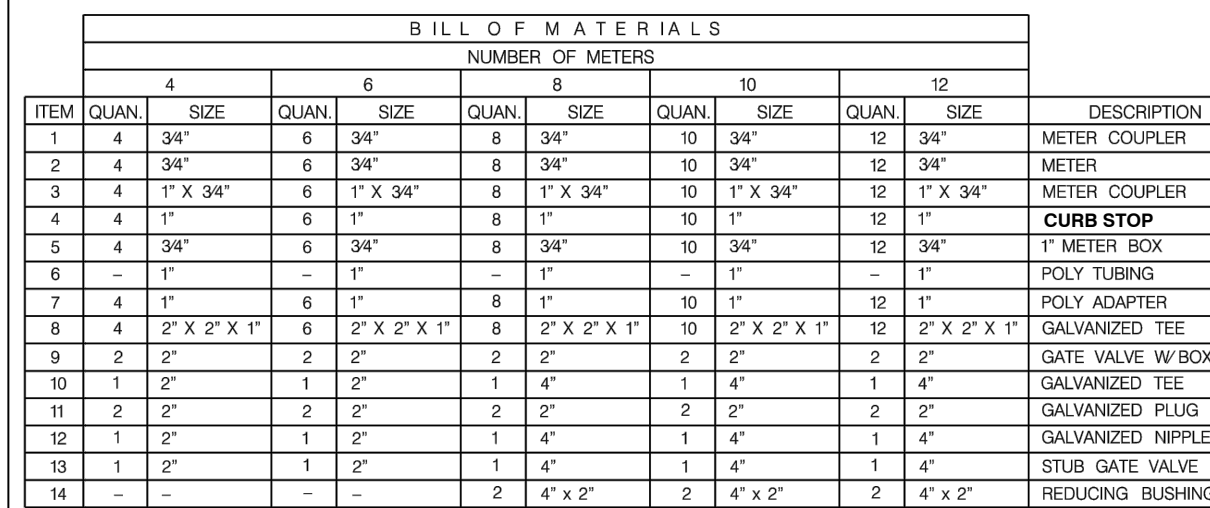
WINTER HAVEN STANDARD DETAIL	WATER / REUSE LATERAL	DWG: W/R101 DATE: JUNE, 2007
---------------------------------	--------------------------	---------------------------------



WINTER HAVEN STANDARD DETAIL	POLY PIG RETRIEVAL STATION	DWG: W/S/R102 DATE: JUNE, 2007
---------------------------------	-------------------------------	-----------------------------------



WINTER HAVEN STANDARD DETAIL	GATE VALVE, BOX AND COLLAR	DWG: W/S/R103 DATE: JUNE, 200
---------------------------------	-------------------------------	----------------------------------



NOTES:

1. FOR MULTI-FAMILY APPLICATIONS ONLY W/ PRIOR APPROVAL FROM WATER UTILITIES ENGINEER
2. ALL NIPPLES ARE GALVANIZED AFTER STUB VALVE.
3. PROVIDE VALVE BOX FOR STUB VALVE ACCESS.
4. ALL POLY FITTINGS SHALL HAVE 1" SS INSERTS.
5. SINGLE METER BOX DIMENSIONS SHALL BE 16"W X 21"L AT BOTTOM.
6. ALL 1" & 2" VALVES SHALL BE CURB STOPS.

APPROVED	DATE	PREPARED BY GEG	DATE 08/26/05	REVISION	1
APPROVED	DATE	CHECKED BY	ISSUE DATE: 10/15/07	REVISION DATE: 10/10/06	NO