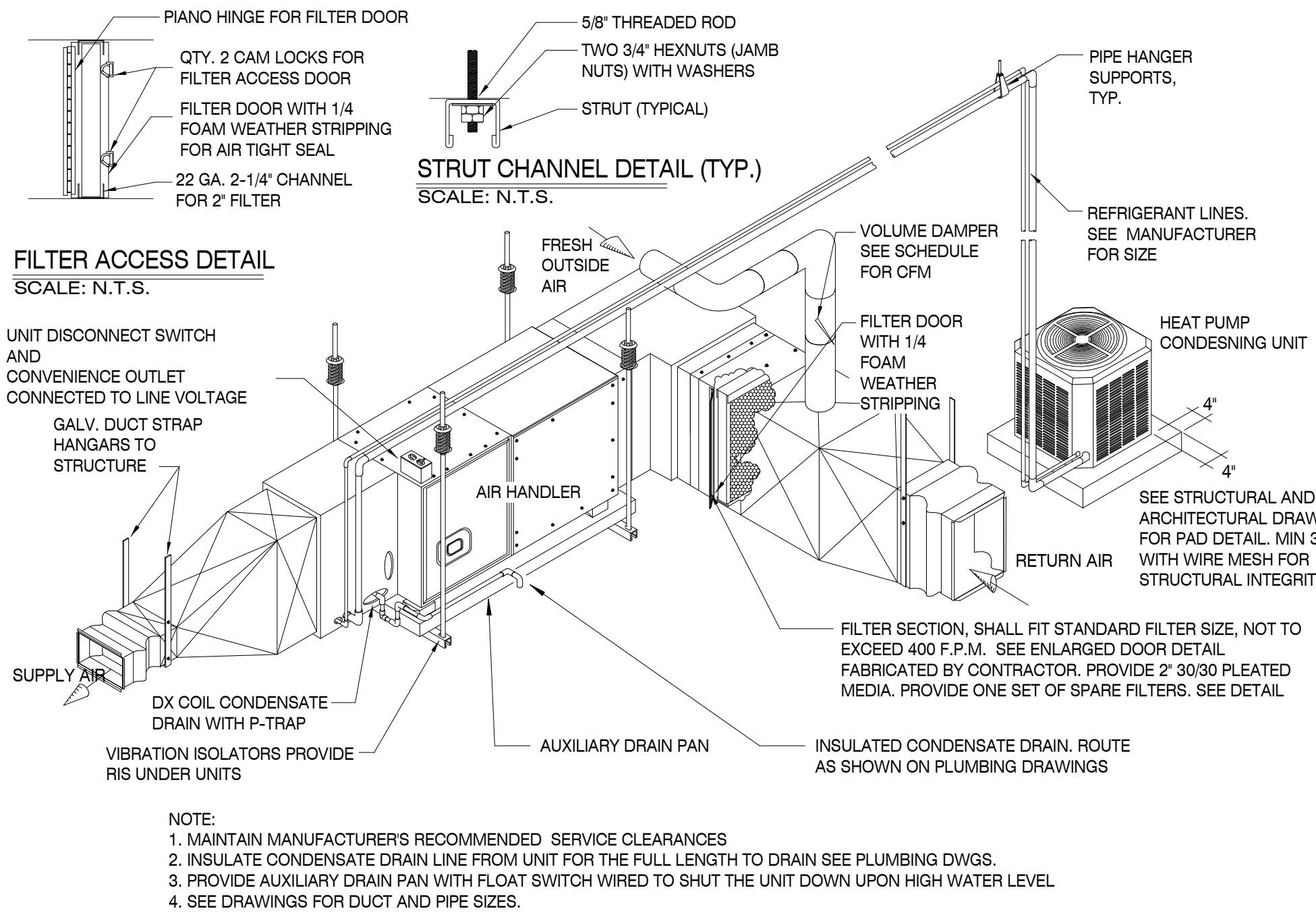


FIRE RATED CEILING DIFFUSER

SCALE :N.T.S.

6



SPLIT SYSTEM INSTALLATION DETAIL

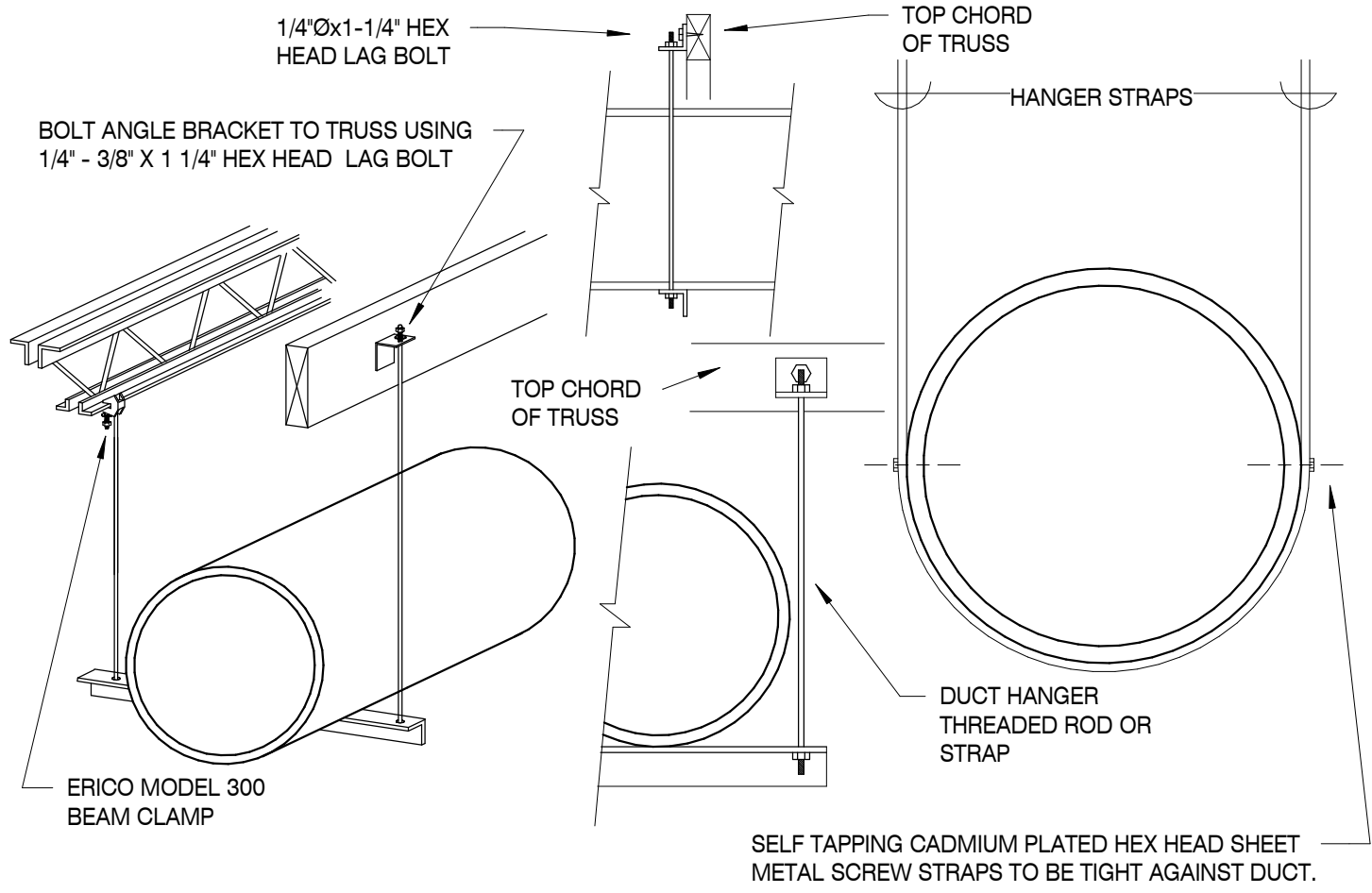
SCALE : N.T.S.

4

HANGER SIZES FOR ROUND DUCT			
MAX SIDE	HANGER	HORIZONTAL SUPPORT ANGLE	MAXIMUM SPACING
30"	1"x 18-GAGE STRAP	1-1/2"x1/2"x1/8"	10'-0"
36"	1/4" ROUND ROD	1-1/2"x1/2"x1/8"	8'-0"
48"	1/4" ROUND ROD	2"x2"x1/8"	8'-0"
60"	5/16" ROUND ROD	2"x2"x1/8"	8'-0"
84"	5/16" ROUND ROD	2"x2"x1/8"	8'-0"

NOTE:
ALL SUPPLY AIR DUCTS
SHALL BE WRAPPED
EXTERNALLY AS PER
SPECIFICATIONS.

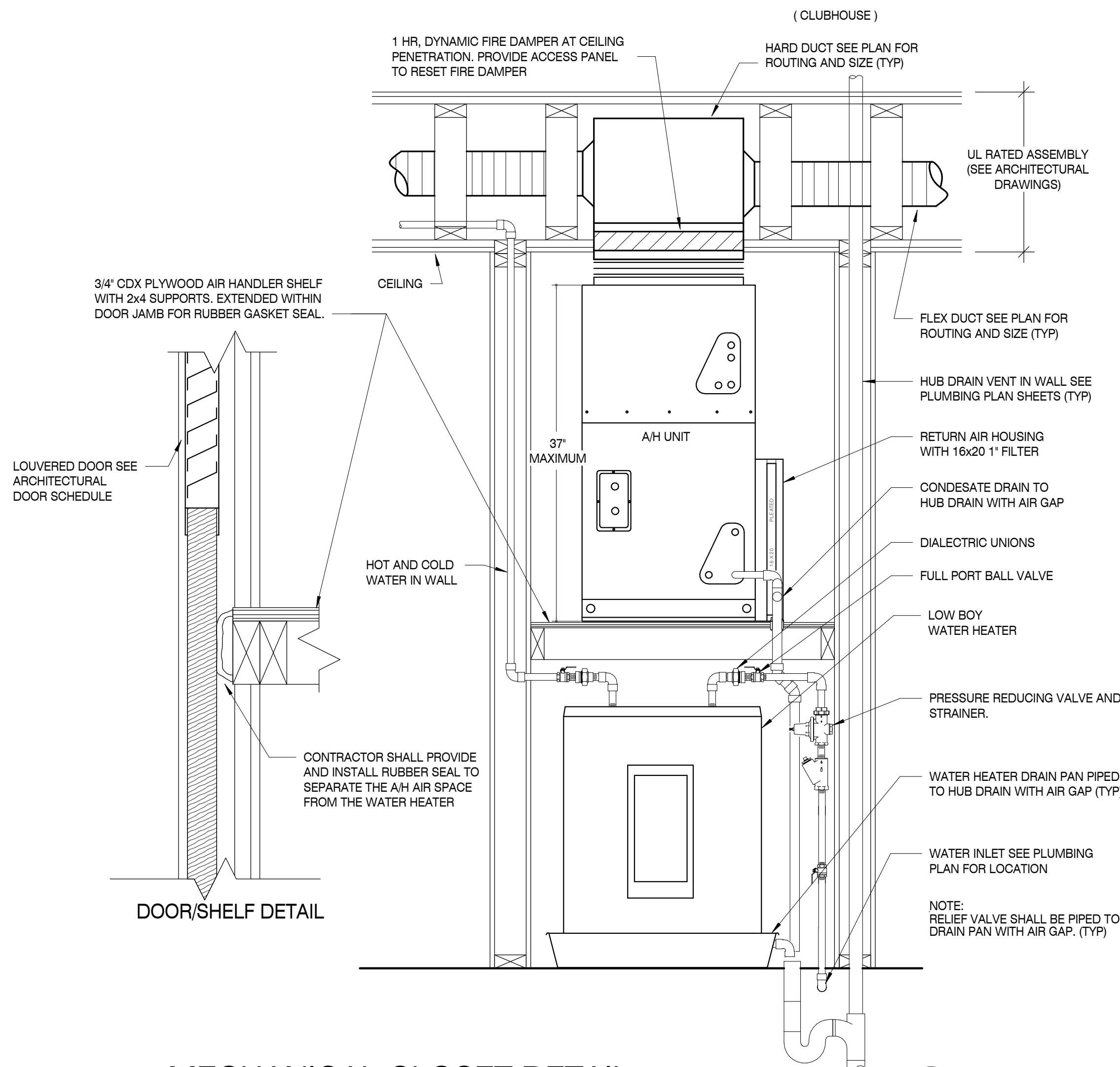
NO POP RIVETS ALLOWED



ROUND DUCT HANGER DETAIL

SCALE : 1/8" = 1'-0"

1



MECHANICAL CLOSET DETAIL

SCALE :N.T.S.

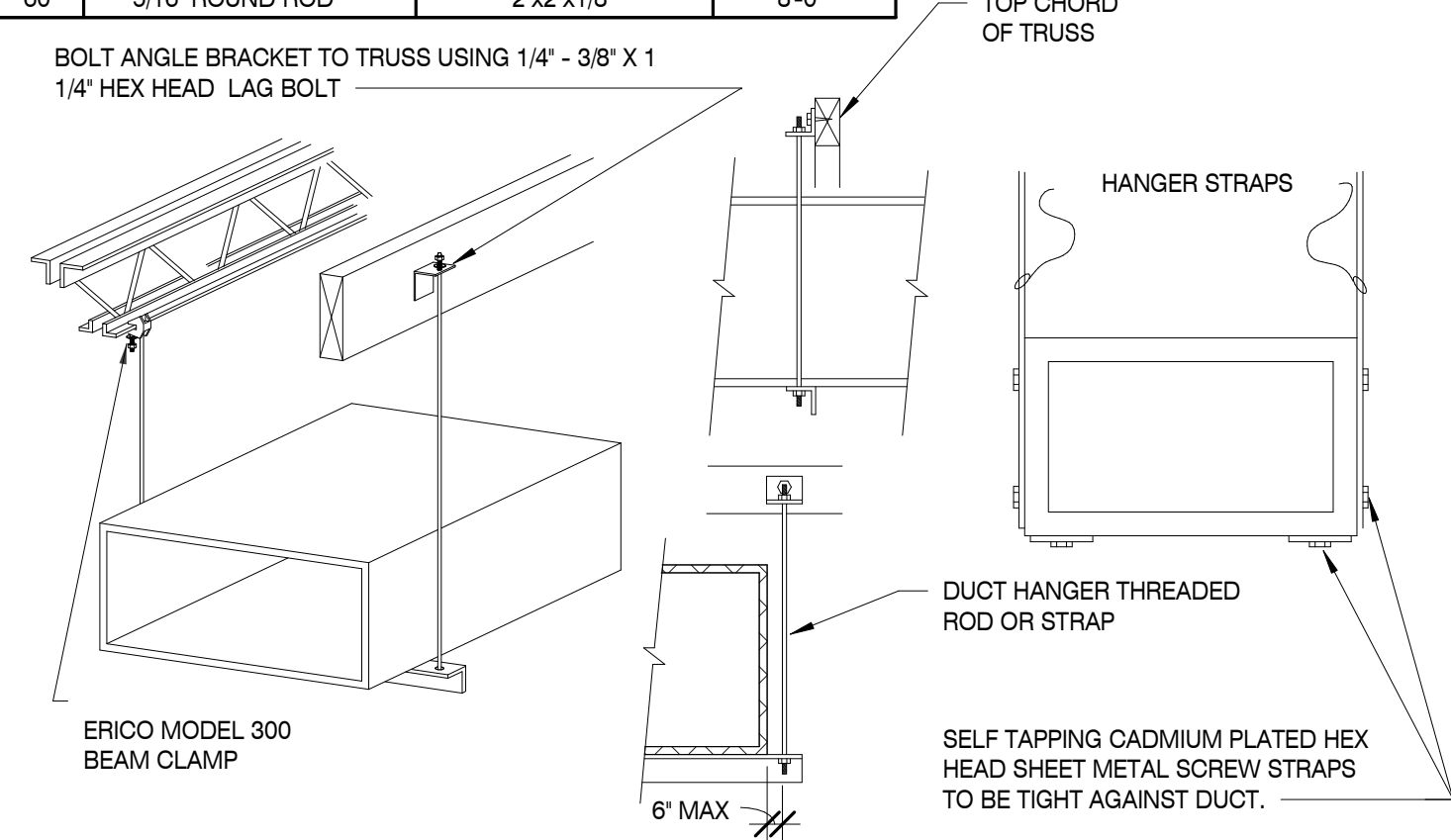
(APARTMENT UNITS)

5

HANGER SIZES FOR ROUND DUCT			
MAX SIDE	HANGER	HORIZONTAL SUPPORT ANGLE	MAXIMUM SPACING
30"	1"x 18-GAGE STRAP	NONE REQUIRED	10'-0"
36"	1/4" ROUND ROD	1-1/2"x1/2"x1/8"	8'-0"
48"	1/4" ROUND ROD	1-1/2"x1/2"x1/8"	8'-0"
60"	5/16" ROUND ROD	2"x2"x1/8"	8'-0"

NOTE:
ALL SUPPLY AIR DUCTS SHALL BE
WRAPPED
EXTERNALLY AS PER SPECIFICATIONS.

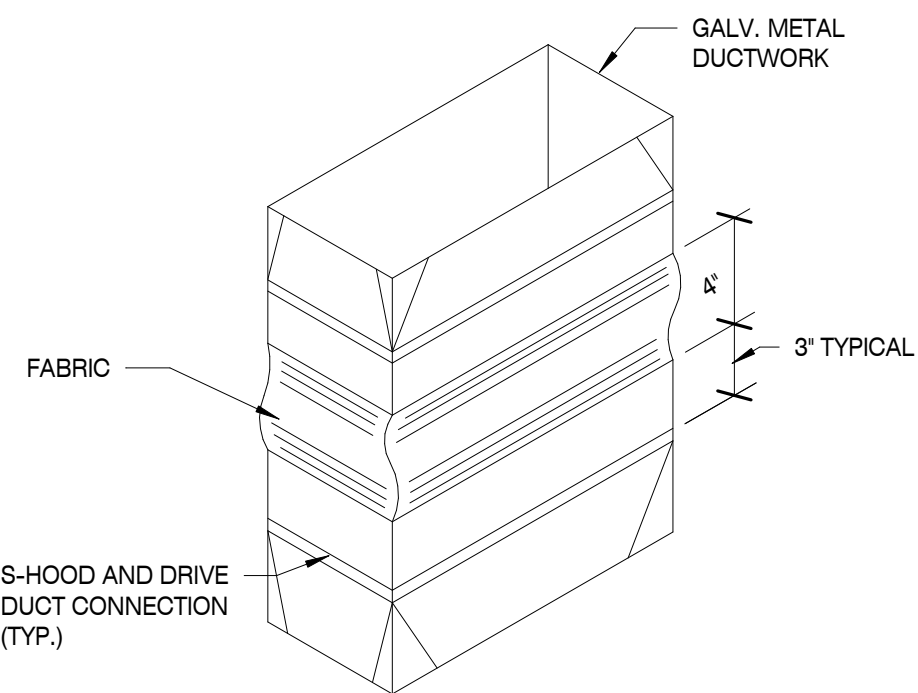
NO POP RIVETS ALLOWED



SQUARE DUCT HANGER

SCALE :N.T.S.

2



DUCT FLEX CONNECTOR

SCALE :N.T.S.

3


MBI

MBI COMPANIES INC.
100 COLONIAL CENTER SUITE 230
LAKE MARY, FL 32746
PHONE: (407) 585-0330
FAX: (407) 585-0336
WEB: mbicompanies.com
ARCHITECTURE NO.: AA26000828
INTERIORS NO.: IB26000665

CONSULTANT
MECHANICAL ENGINEER:

MBI COMPANIES INC.
298 N. WEISGARBER ROAD
KNOXVILLE, TN 37919
PHONE: (865) 584-0999
FAX: (865) 584-5213
WEB: mbicompanies.com

SEAL



COPYRIGHT © MBI COMPANIES INC. 2019
THE DESIGN PROFESSIONAL DENIES ANY AND ALL
RESPONSIBILITY AND LIABILITY FOR PROBLEMS WHICH
ARISE FROM FAILURE TO FOLLOW THESE PLANS,
SPECIFICATIONS AND THE DESIGN INTENT THEY
CONVEY, OR PROBLEMS WHICH ARISE FROM OTHERS'
FAILURE TO OBTAIN AND/OR FOLLOW THE DESIGN
PROFESSIONAL'S GUIDANCE WITH RESPECT TO ANY
ERRORS, OMISSIONS, INCONSISTENCIES, AMBIGUITIES
OR CONFLICTS WHICH ARE ALLEGED.

PROJECT INFORMATION

PROJECT:

WESTWOOD AT
WINTER HAVEN
APARTMENTS

PROJECT ADDRESS:

Avenue G
Winter Haven, FL 36801
HUD# 067-35554

PROJECT NO.: 180888

ACTIVE DESIGN PHASE

- ☐ FOR REVIEW ONLY
☐ FOR PERMITTING ONLY
☐ SCHEMATIC DESIGN
☐ DESIGN DEVELOPMENT
☐ CONSTRUCTION BIDDING
☒ CONSTRUCTION DOCUMENTS
☐ AS-BUILT RECORD SET

REVISION INFORMATION

NO. DATE DESCRIPTION

NO.	DATE	DESCRIPTION

KEY PLAN

SHEET INFORMATION

SHEET ISSUED: 03-25-19
DESIGNED BY: ALJ
DRAWN BY: ALJ
REVIEWED BY: KH
SHEET TITLE:

HVAC DETAILS

SHEET NO.:

M301