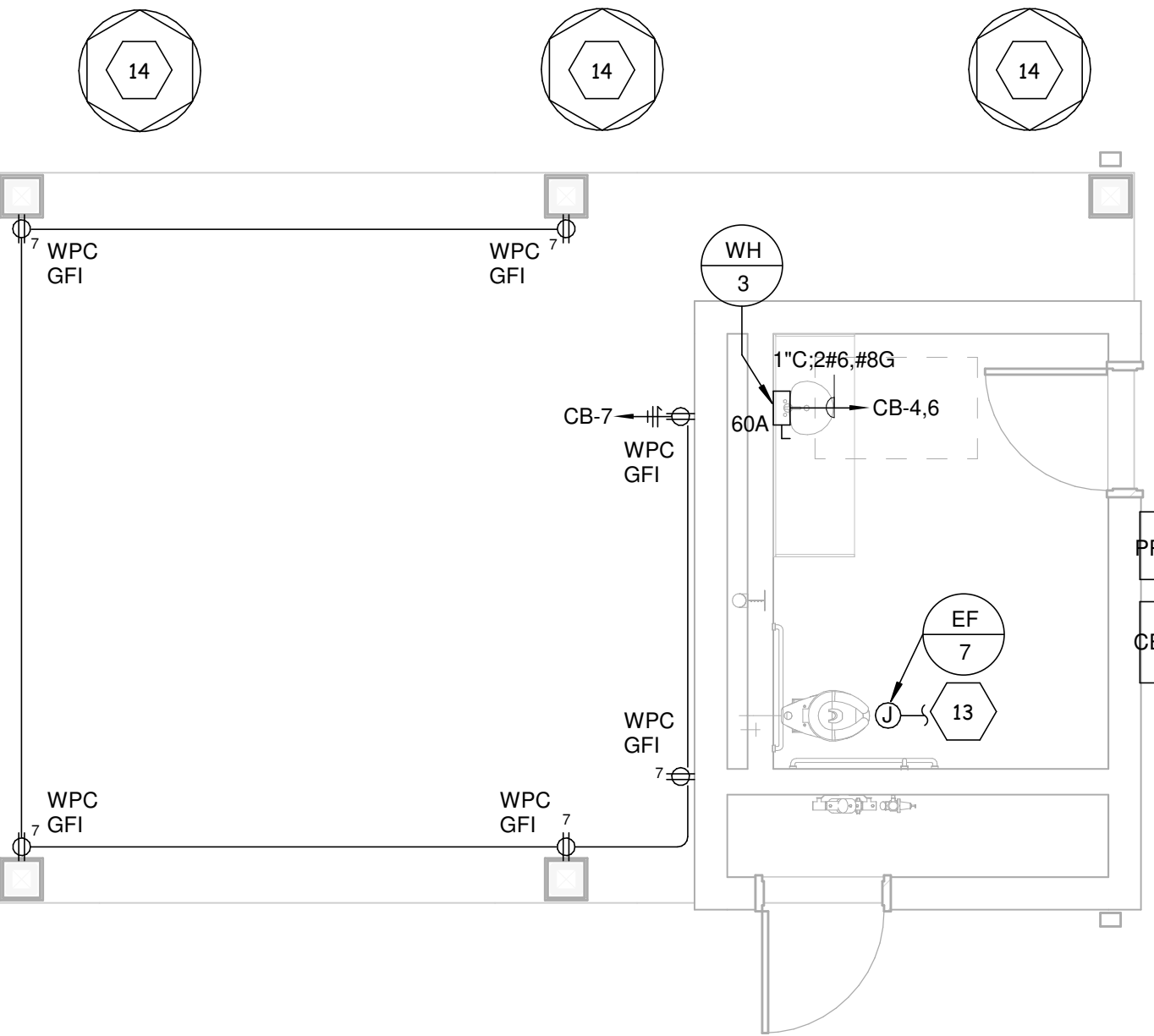


BUILDING TYPE 4 2ND FLOOR PLAN - POWER, LIGHTING, AND FIRE ALARM

SCALE: 1/8" = 1'-0"

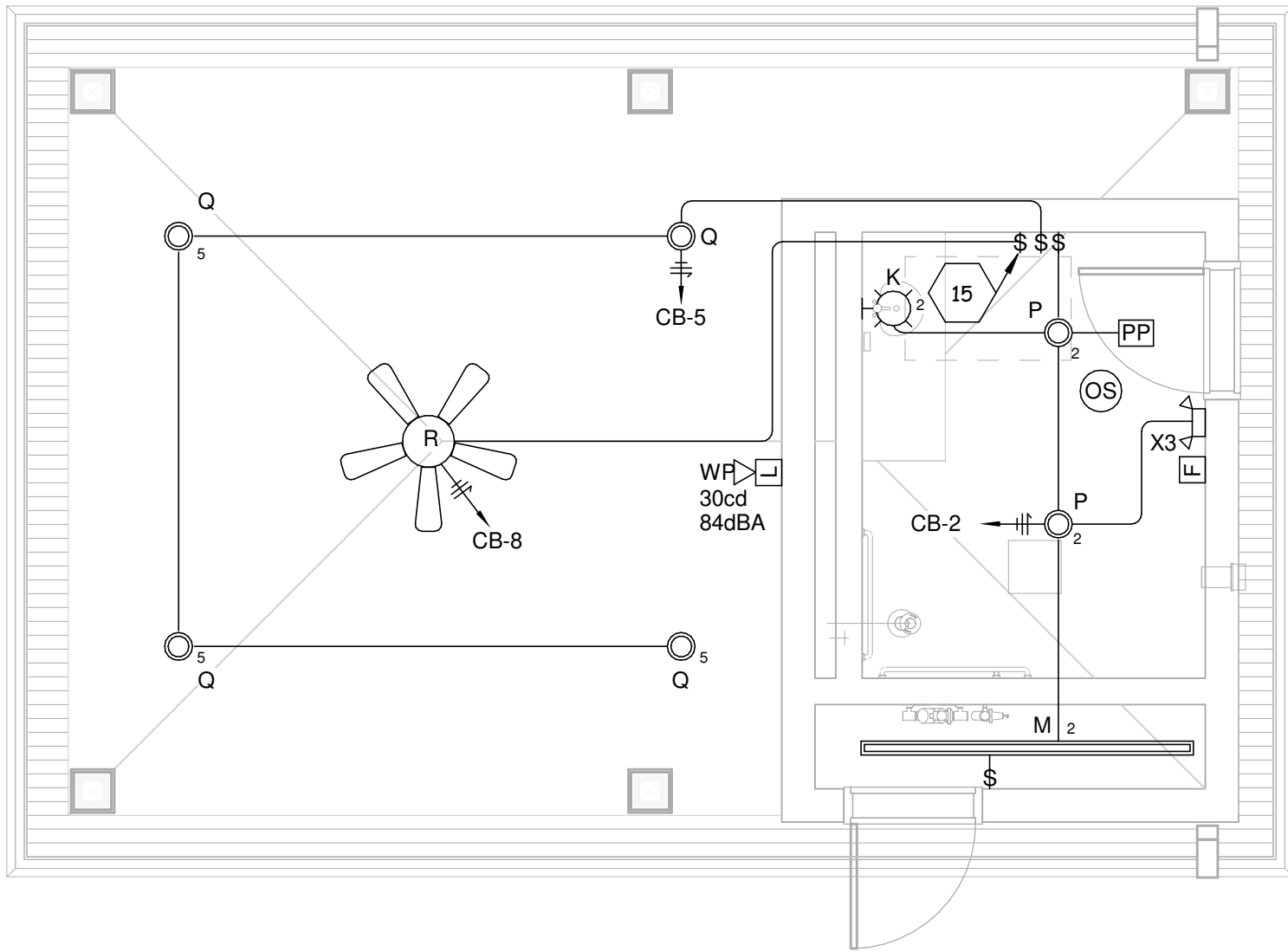
1



CABANA FLOOR PLAN - POWER

SCALE: 1/4" = 1'-0"

2



CABANA FLOOR PLAN - LIGHTING

SCALE: 1/4" = 1'-0"

3

GENERAL SHEET NOTES

- SEE SHEET E001 FOR ELECTRICAL LEGEND AND GENERAL NOTES.
- SEE ENLARGED TYPICAL UNIT PLANS FOR INDIVIDUAL UNIT POWER, LIGHTING, COMMUNICATIONS AND FIRE ALARM INFORMATION.

KEYED SHEET NOTES

- CATV CABINET IN NEMA 3R ENCLOSURE. SEE RISER DIAGRAM FOR ADDITIONAL INFORMATION.
- TELEPHONE CABINET IN NEMA 3R ENCLOSURE. SEE RISER DIAGRAM FOR ADDITIONAL INFORMATION.
- CONTINUE CIRCUIT UP TO RECEPTACLES ON FLOORS ABOVE.
- CIRCUIT CONTINUED FROM RECEPTACLES ON FLOORS BELOW.
- CONTINUE CIRCUIT UP TO LIGHTING FIXTURES ON FLOORS ABOVE.
- CIRCUIT CONTINUED FROM LIGHTING FIXTURES ON FLOORS BELOW.
- ALL FIRE ALARM DEVICES SHALL BE TIED INTO THE BUILDING FIRE ALARM CONTROL PANEL "FACP".
- EACH BUILDING HAS AN ONE ASSOCIATED HOUSE PANEL "HP#" AND LIGHTING CONTROL PANEL "LCP#" TYPICAL FOR ALL BUILDING TYPES. SEE PANELBOARD SCHEDULES AND RISER DIAGRAMS FOR ADDITIONAL INFORMATION.
- CONDUIT SHOWN ON THE OUTSIDE OF BUILDING FOR CLARITY PURPOSES ONLY, RUN ALL CONDUIT CONCEALED ON THE INSIDE OF THE BUILDING.
- CIRCUIT CONTROLLED VIA THE LIGHTING CONTROL PANEL "LCP#" THAT CORRESPONDS WITH AN ASSOCIATED HOUSE PANEL "HP#" THE CIRCUIT IS FED FROM. SEE LIGHTING CONTROL PANEL DETAILS FOR ADDITIONAL INFORMATION.
- FIRE ALARM CONTROL PANEL "FACP" SHALL BE IN A NEMA 3R ENCLOSURE.
- THERE ARE FOUR BUILDING TYPES, TYPE 1, TYPE 2, TYPE 3, AND TYPE 4. TYPE 1, TYPE 2 AND TYPE 4 HAVE 16 UNITS, TYPE 3 HAS 20 UNITS. EACH BUILDING HAS ONE METER CENTER. SEE RISER DIAGRAM ON SHEETS E401, E402, E403, AND E404 FOR EACH BUILDING'S METER CENTER LAYOUT AND SEE SITE PLAN ES101 FOR METER CENTER LOCATIONS
- PROVIDE JUNCTION BOX FOR POWER TO BATHROOM EXHAUST FAN. CONNECT TO BATHROOM LIGHTING CIRCUIT AND SWITCH.
- SOLAR USB CHARGING STATIONS. COORDINATE WITH OWNER FOR EXACT QUANTITY, MODEL, AND LOCATIONS.
- SWITCH RATED FOR FAN USE.
- HEAT TRACE MUST BE SUPERVISED THROUGH FIRE ALARM CONTROL PANEL. COORDINATE EXACT LOCATION OF J-BOX WITH FIRE PROTECTION PLANS HEAT TRACES.


MBI

MBI COMPANIES INC.
299 N. WEISGARBER ROAD
KNOXVILLE, TN 37919
PHONE: (865) 584-0999
FAX: (865) 584-5213
WEB: mbicompanies.com

ELECTRICAL ENGINEER:
CHARLES H. POWELL JR.

MBI COMPANIES INC.
299 N. WEISGARBER RD
KNOXVILLE, TN 37919
PHONE: (865) 584-0999
FAX: (865) 584-5213
WEB: mbicompanies.com

SEAL



COPYRIGHT © MBI COMPANIES INC. 2019
THE DESIGN PROFESSIONAL DENIES ANY AND ALL RESPONSIBILITY AND LIABILITY FOR PROBLEMS WHICH ARISE FROM FAILURE TO FOLLOW THESE PLANS, SPECIFICATIONS AND THE DESIGN INTENT THEY CONVEY, OR PROBLEMS WHICH ARISE FROM OTHERS' FAILURE TO OBTAIN AND/OR FOLLOW THE DESIGN PROFESSIONAL'S GUIDANCE WITH RESPECT TO ANY ERRORS, OMISSIONS, INCONSISTENCIES, AMBIGUITIES OR CONFLICTS WHICH ARE ALLEGED.

PROJECT INFORMATION

PROJECT:

WESTWOOD AT
WINTER HAVEN

PROJECT ADDRESS:

xxxx Avenue G
Winter Haven, FL 36901

PROJECT NO.: 180888

ACTIVE DESIGN PHASE

- ☐ FOR REVIEW ONLY
☐ FOR PERMITTING ONLY
☐ SCHEMATIC DESIGN
☐ DESIGN DEVELOPMENT
☐ CONSTRUCTION BIDDING
☒ CONSTRUCTION DOCUMENTS
☐ AS-BUILT RECORD SET

REVISION INFORMATION

NO.	DATE	DESCRIPTION
-----	------	-------------

KEY PLAN

SHEET INFORMATION

SHEET ISSUED: 3-25-19
DESIGNED BY: WAH
DRAWN BY: WAH
REVIEWED BY: CHP
SHEET TITLE:

BUILDING TYPE 4 &
CABANA - POWER,
LIGHTING, AND FIRE
ALARM

SHEET NO.:

E105